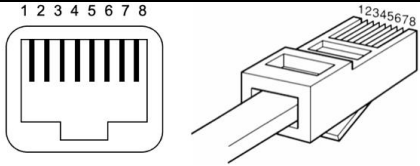
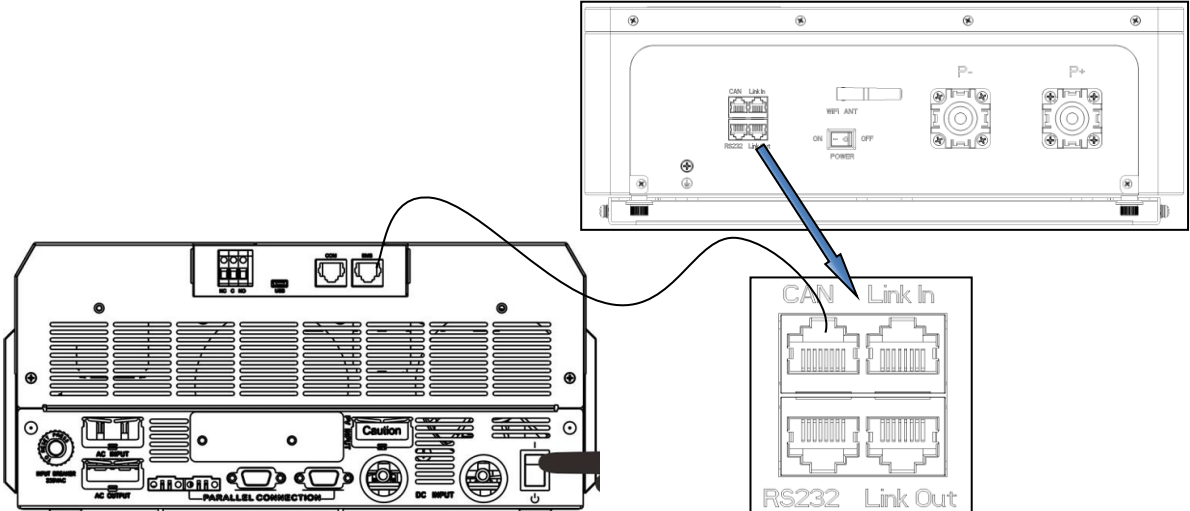


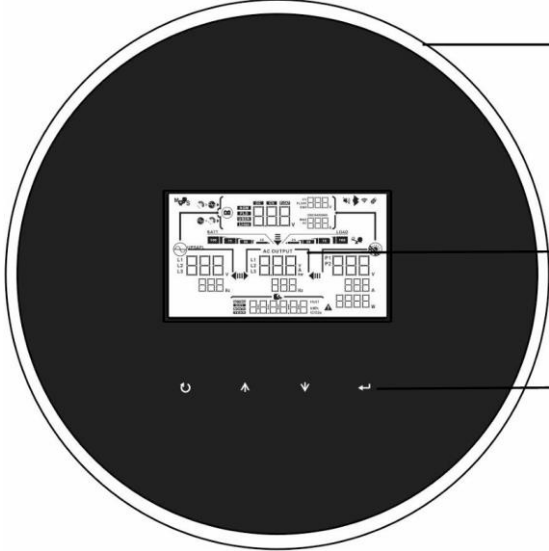
OMEGA Low Voltage System Quick Connection Guide

1: Communication Cable Connection

Name	Interface	Wiring definition	Notes	Standard Network Cable Example
Battery	CAN	1B/2A	Use a standard network cable to connect the inverter and battery.	
Inverter	BMS	3B/5A		



2: Single System Inverter Setup Instructions



1. Hold down ↑ ↓ at the same time (or ↵ enter Settings mode)
2. Select to 14 items, select pyl.
3. SOC value displayed on the display screen proves successful communication.

3: Battery Parallel Connection

